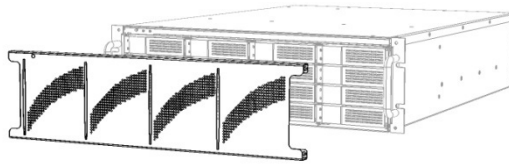
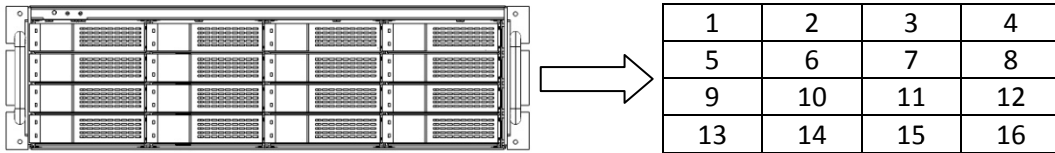


Dulce Systems – PRO RX Quick Install Guide

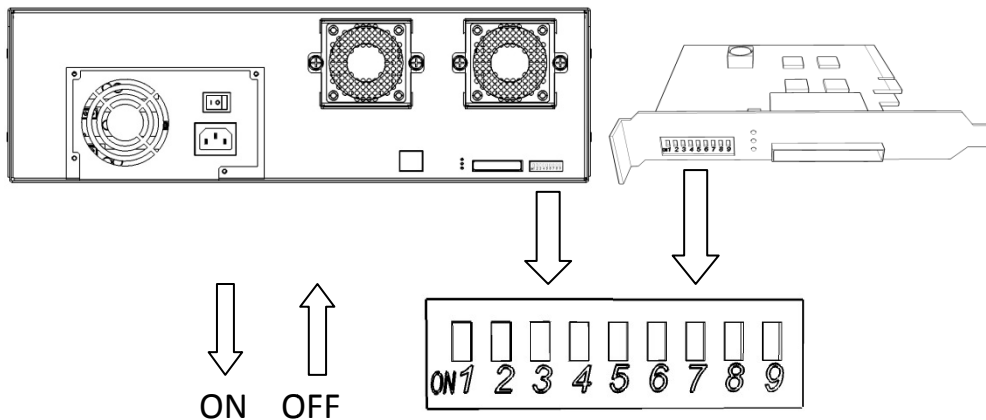
Remove the front bezel. Push from behind the left and right side of bezel, access through the rack handles. Push forward to un-snap from the corner pins:



Install the pre-numbered drive modules:



PCI-express lane configuration switches:



Default Setting							
Switch	1	2	3	4	5	6	7
	On	Off	On	Off	On	On	Off

PCI-express Lanes		
8	9	
Off	Off	8 Lanes
On	Off	4 Lanes
On	On	1 Lane

Download and install drivers / utility at:

www.dulcesystems.com/download